

# Regency® Decorative CBU's & OPL's

continued on pages 14 - 15

Includes:

- CBU or OPL and Matching Pedestal
- Regency® Decorative Top
- Regency® Pedestal Cover



#3312R in black finish displayed

Salsbury Industries is Officially Licensed by the U.S.P.S. to Manufacture Cluster Box Units (CBU's)



Salsbury 3300 series Cluster Box Units (CBU's) are manufactured to U.S.P.S. "F" specifications and are an officially licensed product of the U.S. Postal Service for centralized mail delivery.

U.S.P.S. License #: 1CDSEQ-08-B-0026

## REGENCY® DECORATIVE CBU's & OPL's FRONT LOADING

Made of heavy duty aluminum and stainless steel hardware, Salsbury 3300R series U.S.P.S. approved Regency® Decorative Cluster Box Units (CBU's) and Regency® Decorative Outdoor Parcel Lockers (OPL's) are available in an easy to order complete package that includes a Salsbury 3300 series CBU or OPL and matching pedestal, an attractive decorative top and an elegant decorative pedestal cover. USPS approved decorative tops and pedestal covers are made of die-cast aluminum and can be ordered separately - see page 14.

**Current Pricing and Volume Discounts Available at Mailboxes.com!**

### REGENCY® OUTDOOR PARCEL LOCKER (4 DOOR UNIT ONLY)



#### DESCRIPTION

**3304R<sup>1</sup>**  
Regency® Decorative OPL  
4 Compartments - Type II  
(4) parcel lockers

#### UNIT SIZE

31" W x 71-3/4" H x 18-1/2" D

Parcel locker compartment size:  
12" W x 19-3/4" H x 15" D

#### WEIGHT

205 lbs.

**3304R**



### CBU CONFIGURATOR

Our CBU configurator will assist in determining the ideal combination of mailboxes and parcel lockers for your project. In addition to drawings with dimensions, our online mailbox configurator will also provide you with downloadable PDF, Word, Excel and AutoCAD drawing files.

**REGENCY®  
CLUSTER BOX  
UNITS**



**3308R**

**DESCRIPTION**

**3308R<sup>1</sup>**  
Regency® Decorative CBU  
8 "A" Size Doors - Type I

(8) "A" mail compartments  
(2) parcel lockers

**UNIT SIZE**

31" W x 71-3/4" H x 18-1/2" D

Mail compartment size:  
12" W x 3" H x 15" D

Parcel locker compartment sizes:  
(1) 12" W x 13-1/2" H x 15" D  
(1) 12" W x 10" H x 15" D

**WEIGHT**

200 lbs.



**3312R**

**DESCRIPTION**

**3312R<sup>1</sup>**  
Regency® Decorative CBU  
12 "A" Size Doors - Type II

(12) "A" mail compartments  
(1) parcel locker

**UNIT SIZE**

31" W x 71-3/4" H x 18-1/2" D

Mail compartment size:  
12" W x 3" H x 15" D

Parcel locker compartment size:  
12" W x 10" H x 15" D

**WEIGHT**

200 lbs.



**3305R**

**DESCRIPTION**

**3305R<sup>1</sup>**  
Regency® Decorative CBU  
4 "C" Size Doors - Type V

(4) "C" mail compartments  
(2) parcel lockers

**UNIT SIZE**

31" W x 71-3/4" H x 18-1/2" D

Mail compartment size:  
12" W x 6-1/2" H x 15" D

Parcel locker compartment sizes:  
(1) 12" W x 13-1/2" H x 15" D  
(1) 12" W x 10" H x 15" D

**WEIGHT**

190 lbs.



**3316R**

**DESCRIPTION**

**3316R<sup>1</sup>**  
Regency® Decorative CBU  
16 "A" Size Doors - Type III

(16) "A" mail compartments  
(2) parcel lockers

**UNIT SIZE**

31" W x 71-3/4" H x 18-1/2" D

Mail compartment size:  
12" W x 3" H x 15" D

Parcel locker compartment sizes:  
(1) 12" W x 13-1/2" H x 15" D  
(1) 12" W x 10" H x 15" D

**WEIGHT**

215 lbs.



**3313R**

**DESCRIPTION**

**3313R<sup>1</sup>**  
Regency® Decorative CBU  
13 "B" Size Doors - Type IV

(13) "B" mail compartments  
(1) parcel locker

**UNIT SIZE**

31" W x 71-3/4" H x 18-1/2" D

Mail compartment size:  
12" W x 4-3/4" H x 15" D

Parcel locker compartment size:  
12" W x 10" H x 15" D

**WEIGHT**

205 lbs.



**3306R**

**DESCRIPTION**

**3306R<sup>1</sup>**  
Regency® Decorative CBU  
8 "A" Size Doors - Type VI

(8) "A" mail compartments  
(4) parcel lockers

**UNIT SIZE**

31" W x 71-3/4" H x 18-1/2" D

Mail compartment size:  
12" W x 3" H x 15" D

Parcel locker compartment sizes:  
(3) 12" W x 13-1/2" H x 15" D  
(1) 12" W x 10" H x 15" D

**WEIGHT**

205 lbs.

<sup>1</sup> Specify



sandstone



bronze



white



green



black

See specifications & options on page 15

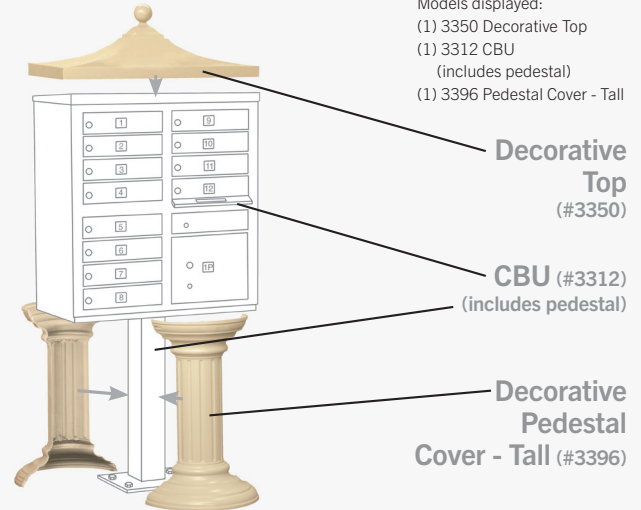
# CBU & OPL Specifications & Options

for CBU's, OPL's and Regency® CBU's/OPL's on pages 8 - 13

## REGENCY® DECORATIVE CBU & OPL ACCESSORIES - U.S.P.S. APPROVED

Made of die cast aluminum, Salsbury U.S.P.S. approved Regency® Decorative CBU and OPL accessories can be ordered separately from Salsbury 3300 series CBU's and OPL's. Decorative accessories feature a durable powder coated finish available in five (5) contemporary colors and provide an elegant finished look to CBU and OPL installations. Decorative tops (#3350) include a 3" diameter ball finial and an attractive sloping design and easily mount to the top of CBU's and OPL's with four (4) set screws (provided). Decorative pedestal covers (short - #3386 and tall - #3396) easily attach over CBU and OPL pedestals and include a plastic insect guard and installation hardware.

### SAMPLE INSTALLATION OF REGENCY® DECORATIVE CBU/OPL ACCESSORIES



Models displayed:  
(1) 3350 Decorative Top  
(1) 3312 CBU  
(includes pedestal)  
(1) 3396 Pedestal Cover - Tall

Decorative  
Top  
(#3350)

CBU (#3312)  
(includes pedestal)

Decorative  
Pedestal  
Cover - Tall (#3396)


Note: Regency® decorative tops and pedestal covers are available in a complete package that includes the CBU/OPL and pedestal (see pages 12-13).

#### DESCRIPTION

##### 3350<sup>1</sup> - Regency® Decorative Top

- Option for #3308, #3312, #3316, #3313, #3305, #3306 and #3304
- 31" W x 11-1/2" H x 18-1/2" D

WEIGHT  
20 lbs.



3350

#### DESCRIPTION

##### 3386<sup>1</sup> - Regency® Pedestal Cover - Short

- Option for pedestal for #3316, #3313, #3306 and #3304
- 13-3/4" H x 17-3/4" diameter

WEIGHT  
20 lbs.



3386

#### DESCRIPTION

##### 3396<sup>1</sup> - Regency® Pedestal Cover - Tall

- Option for pedestal for #3308, #3312 and #3305
- 27-3/4" H x 17-3/4" diameter

WEIGHT  
25 lbs.



3396

<sup>1</sup> Specify



sandstone bronze white green black

### DESIGN ASSISTANCE

Our design engineers are available to architects, specification writers and individuals involved in the design of mail distribution facilities, apartment complexes and commercial buildings. Visit the informative Architect Resources section of our website at: [www.mailboxes.com/Architectural-Resources](http://www.mailboxes.com/Architectural-Resources) to download specifications, technical drawings, AutoCAD, BIM/Revit models and Augmented Reality (AR) models. You can also submit required layout and options for a price quotation.




#3316R and #3306R in sandstone finish with optional custom engraved doors - black filled (#3374) displayed



#3316's and #3304 in bronze finish with optional custom engraved placards (#3367) displayed

## CBU MAILBOX CONFIGURATOR




Access our CBU Configurator at:  
[www.mailboxes.com/Mailbox-Configurator](http://www.mailboxes.com/Mailbox-Configurator)

Our CBU mailbox configurator will assist in determining the ideal combination of mailboxes and parcel lockers based on your specific requirements. This robust tool also allows you to add numbering sequences to drawings. In addition to clear and easy to read elevation line drawings with dimensions, our online mailbox configurator will also provide you with PDF, Word, Excel and AutoCAD drawing files to download for your project. Purchasing products and requesting a quote online is simple and convenient.


## CLUSTER BOX UNITS & OUTDOOR PARCEL LOCKERS SPECIFICATIONS & OPTIONS

### MAILBOX DOOR SIZES


Each aluminum mailbox door includes a heavy duty five (5) pin cylinder cam lock with a dust/rain shield and three (3) keys.



#3351<sup>1</sup> Replacement "A" door and lock



#3352<sup>1</sup> Replacement "B" door and lock



#3356<sup>1</sup> Replacement "C" door and lock

### OUTGOING MAIL SLOT PLUG KIT

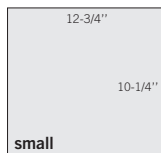
An outgoing mail slot plug kit is available for installations not serviced by the U.S.P.S. (#3370)




#3370

### PARCEL LOCKER DOOR SIZES


Each CBU/OPL includes one or more fully integrated parcel lockers. Parcel lockers offer tenants a convenient way to receive packages on site and are equipped with a two (2) key security system.



#3353<sup>1</sup> Replacement parcel locker door and tenant lock - small



#3354<sup>1</sup> Replacement parcel locker door and tenant lock - medium



#3355<sup>1</sup> Replacement parcel locker door and tenant lock - large

### FINISHES

Durable and corrosion resistant CBU's/OPL's feature a powder coated finish available in sandstone, bronze, white, green or black. Note - gray is available for replacement units only and is not available on Regency Decorative CBU's/OPL's and accessories.

#### 1 Specify



### IDENTIFICATION SYSTEMS

Each CBU/OPL door has a 1" high self adhesive number. The outgoing mail compartment is labeled "Outgoing Mail" and the parcel locker(s) are labeled with a "1P", "2P", etc. Custom identification systems are available as an option upon request.

### CUSTOM ENGRAVED DOOR PLACARDS

1-3/4" W x 1-1/2" H custom engraved self-adhesive door placards are available as an option upon request. (#3367)



#3367

### CUSTOM ENGRAVED UNIT PLACARDS

8" W x 1" H custom engraved self-adhesive unit placards are available as an option upon request. (#3363)



#3363

### CUSTOM ENGRAVED DOORS

- Custom engraved door – regular (#3368)
- Custom engraved door – black filled (#3374)



#3368

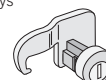


#3374

### LOCKS

Each CBU/OPL door includes a heavy duty five (5) pin cylinder cam lock with a dust/rain shield and three (3) keys (2,000 different key changes).

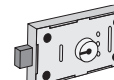
- (#3390-5 - set of (5) #3390 locks)
- Additional keys per lock when ordering (#3398)
- Key blanks - box of (50) (#3399)



#3390

### MASTER COMMERCIAL LOCK

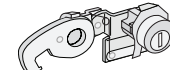
Factory installed if for private access - for access door and parcel locker(s) - with (2) keys (#3375)



#3375

### TENANT PARCEL LOCKER LOCK

For parcel locker door - with (3) keys (#3376)



#3376

### OUTDOOR PARCEL LOCK CYLINDER

For outdoor parcel locker door - with (3) keys (#3377)

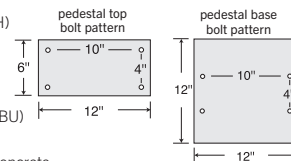


#3377

Note: For E series replacement CBU locks, see 3390E on page 50.

### PEDESTALS

- #3385<sup>1</sup> Replacement pedestal for #3316, #3313, #3306, #3302 and #3304 (14-1/2" H)
- #3395<sup>1</sup> Replacement pedestal for #3308, #3312 and #3305 (28-1/2" H)
- #3285 Replacement pedestal for the Neighborhood Delivery and Collection Box Unit (NDCBU)
- #3393 Pedestal mounting kit - (4) 5-1/2" H expansion wedge anchor bolts - for existing concrete
- #3394 Pedestal mounting kit - (4) 1/2" W x 8" H anchor (J) bolts - for new concrete



**OUTGOING MAIL COMPARTMENT**  
*Cluster Box Units (CBU's) include a compartment for outgoing mail collection that is labeled "Outgoing Mail".*